



Cultural Funding by Government—2019–20

South Australian Government

The estimate of expenditure funded by the South Australian Government in 2019–20 for cultural activities was **\$239.3m** representing a decrease of 6% or \$14.4m from 2017–18¹. This amount included **\$7.6m** of COVID support funding for eligible organisations, businesses, and individuals in creative and cultural industries.²

Table 1. South Australian Government cultural expenditure, 2016–17 to 2019–20

2016–17	2017–18	2019–20
\$200.5m	\$253.7m ↑27%	\$239.3m ↓6%

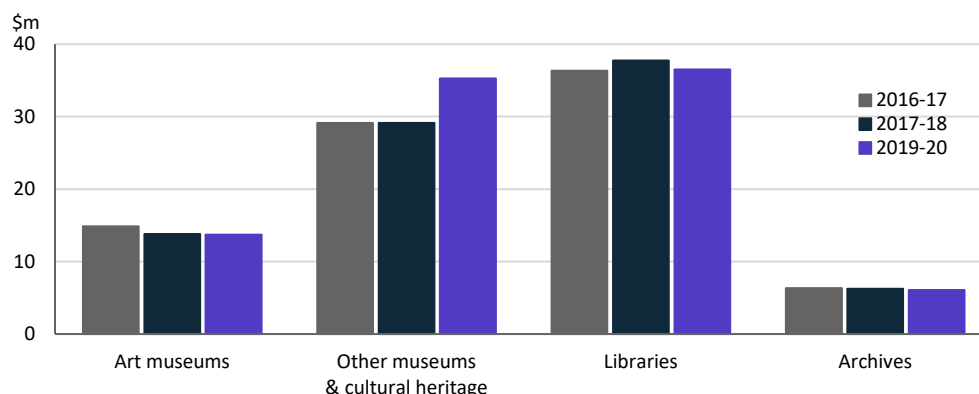
- Recurrent expenses accounted for 86% (\$206.4m) of funded cultural expenditure.
- Capital expenditure was \$32.9m, and the largest contributing category was *Performing arts venues* (\$28.8m).
- The estimate of per person funding with COVID support was \$135.86, and without was \$131.56.

Funds on *Heritage* activities rose 5% (or \$4.6m) to \$91.6m.

This increase was driven by expenditure on *Other museums and cultural heritage* (↑\$6.1m), offset by a fall in *Libraries* (↓\$1.2m).

The largest categories of *Heritage* expenditure were *Libraries* with \$36.5m, followed by *Other museums and cultural heritage* with \$35.3m.

Figure 1. South Australian Government heritage expenditure



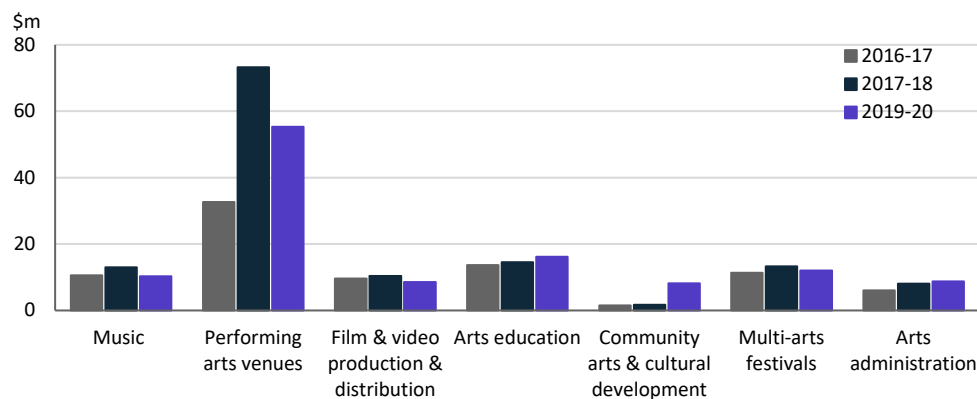
¹ *Cultural Funding by Government* survey not conducted in 2018–19, as it changed to a biennial collection.

² COVID support funding included in Total recurrent and Total figures only. COVID funding not reported by category.

Funds for *Arts* activities decreased 16% (or \$26.5m) to \$140.2m. The main contributors to this decrease were *Performing arts venues* ↓\$17.9m (due to completion of capital works), *Visual arts and crafts* ↓\$3.0m and *Music* ↓\$2.6m.

Conversely, increases were reported for *Community arts and cultural development* ↑\$6.5m and *Arts education* ↑\$1.6m.

Figure 2. South Australian Government arts expenditure, by selected categories



Performing arts venues (\$55.4m), accounted for over one-third (or 39%) of all funded expenditure by the South Australian Government on *Arts* activities.

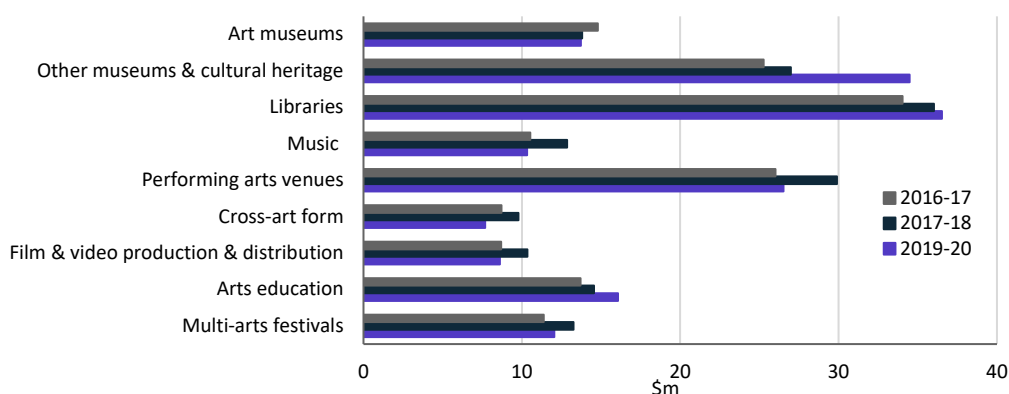
Other main categories of *Arts* activities funding were:

- *Arts education*—\$16.1m
- *Multi-arts festivals*—\$12.0m
- *Music*—\$10.3m
- *Film and video production and distribution*—\$8.6m.

Total recurrent expenditure had a small increase of 1% (or \$2.1m) to \$206.4m (including \$7.6m for COVID support funding).³

The largest recurrent expenditure was for *Libraries*, \$36.5m, and the largest recurrent dollar increase were for the categories of *Other museums and cultural heritage*, ↑\$7.5m and *Community arts and cultural development* ↑\$5.7m, between 2017–18 and 2019–20.

Figure 3. South Australian Government recurrent cultural expenditure, by selected categories



³ COVID support funding included in Total recurrent and Total figures only. COVID funding not reported by category.