



Catalyst—Australian Arts and Culture Fund

Introduction

Catalyst—*Australian Arts and Culture Fund* was launched on 20 November 2015. It was designed to fund innovative projects from arts and cultural organisations that would not generally have been eligible for funding from other Australian Government arts and cultural programs. This included projects from galleries, libraries, archives and museums as well as arts education and infrastructure projects.

The program delivered \$35 million to 189 projects over four years across all states and territories. One out of five projects applied for were successful with 76.9 per cent of total funding provided to small to medium organisations. Funded projects will take place in a total of 1086 separate locations with 833 taking place in Australia. Fifty-two per cent of Australian-based locations are in regional areas.

Of the 189 funded projects, 20 also received some funding from the Australia Council for a different element of the project (applicants could not apply for Catalyst funding for the same component of a project that was being funded from another Australian Government program). Forty-four of the remaining 169 applicants have received some funding from the Australia Council for other activities.

Catalyst was established to support small to medium organisations and to increase access and participation in the arts in regional areas. Catalyst supported a focus on forging new creative and financial partnerships and showcasing Australia's sophistication as a nation. The Innovation and Participation category received 41.7 per cent of the overall funding.

The Department of Communications and the Arts administered Catalyst. Each application was assessed by at least three assessors, with a combination of independent and Department assessors.

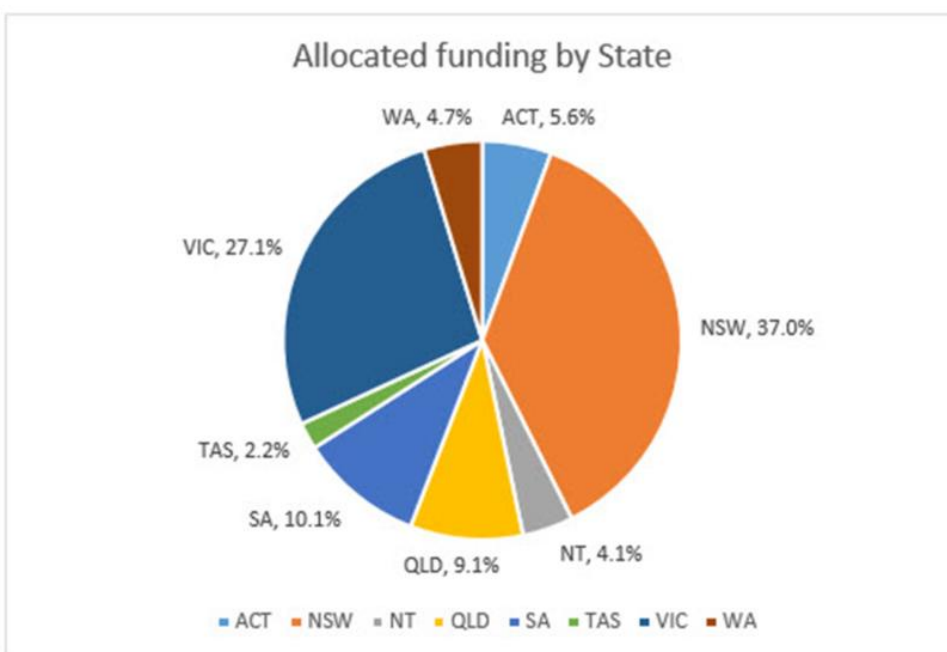
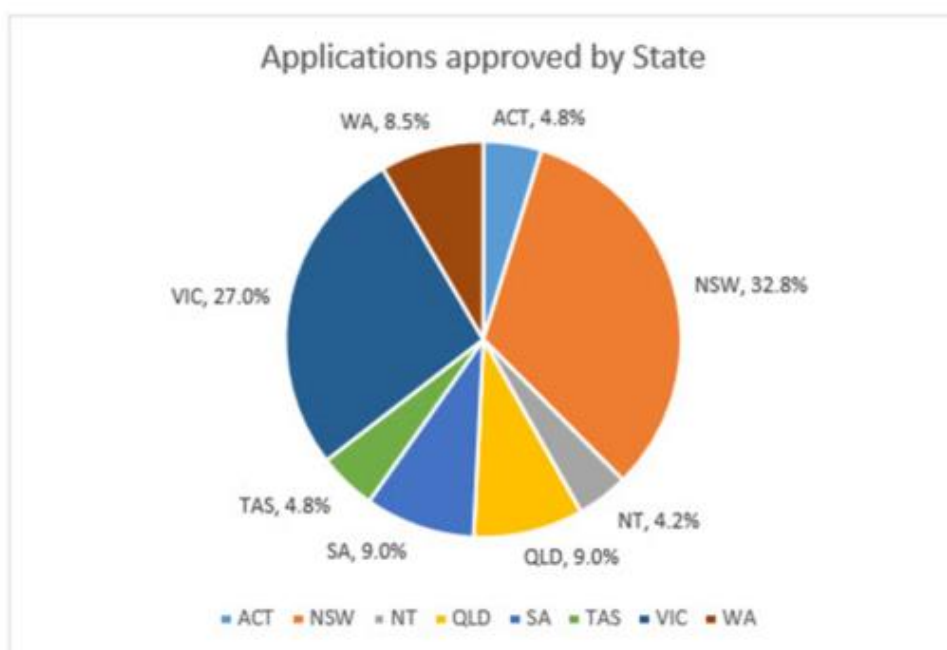
Catalyst summary

Overall figures for Catalyst	Figures
Total number of applications received:	844
Total number of funded projects:	189
Total number of locations for funded projects:	1086
% of applications received funded	22.4%
% of funding sought approved	\$16.7%
Total funding delivered	\$35.4 million

**Figures include applications from all cycles.*


State/territory

State/territory	ACT	NSW	NT	QLD	SA	TAS	VIC	WA
% of total applications approved	4.8%	32.8%	4.2%	9%	9%	4.8%	27%	8.5%
\$ funded	\$ 1.9 million	\$13.1 million	\$1.46 million	\$3.24 million	\$3.5 million	\$0.7 million	\$9.6 million	\$1.6 million



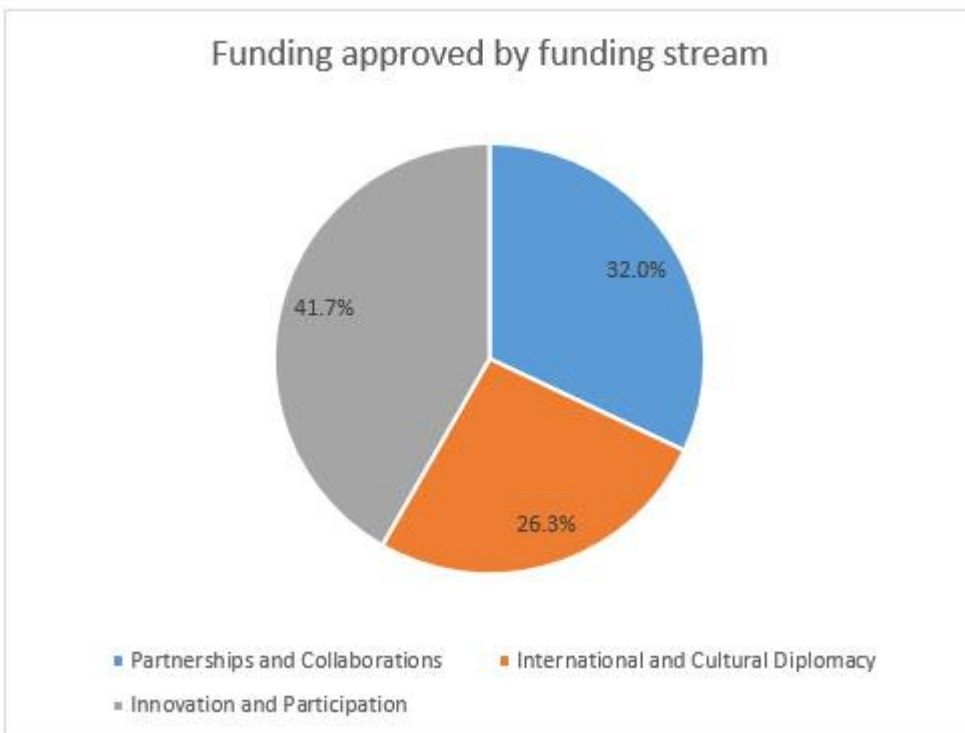
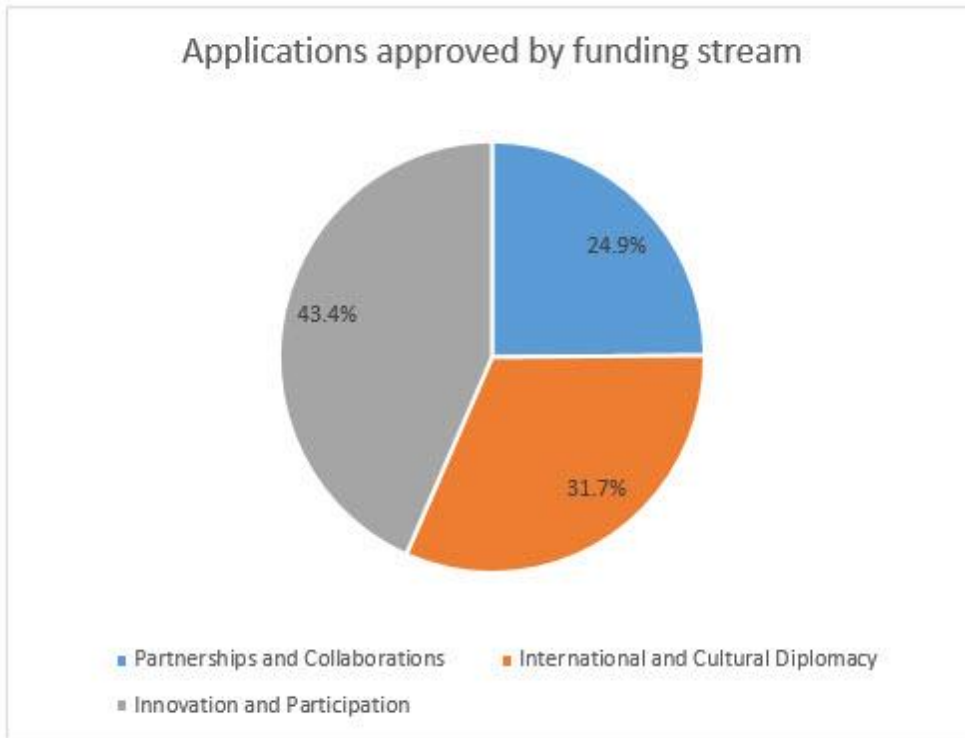
Metropolitan/regional locations

Area	Metropolitan	Regional
% of total Australian locations where projects will take place	47.6%	52.3%
Number of locations in funded projects	397	408



Category

Category	Partnerships and Collaborations	International and Cultural Diplomacy	Innovation and Participation
% of total applications approved	24.9%	31.7%	43.4%
\$ funded	\$11.3 million	\$9.3 million	\$14.78 million



Organisation size

Organisation	Small to medium	Large
% of total applications approved	84.1%	15.9%
\$ funded	\$27.25 million	\$8.1 million

