

Cultural Funding by Government—2020–21

Tasmanian Government

The estimate of expenditure funded by the Tasmanian Government in 2020–21 for cultural activities was **\$90.4m**. This represented a decrease of 9% or \$8.7m from 2019–20. This amount includes **\$2.2m** of targeted COVID support funding for cultural and creative organisations and infrastructure, businesses, individuals, support programs and initiatives.

Table 1. Tasmanian Government cultural expenditure, 2017–18 to 2020–21¹

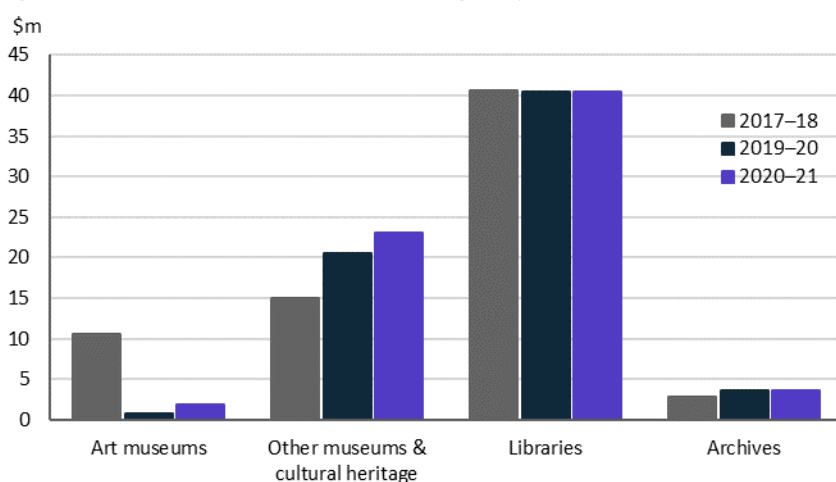
2017–18	2019–20 ²	2020–21 ³
\$96.6m	\$99.1m ↑3%	\$90.4 ↓9%

- Recurrent expenses accounted for 97% (\$87.8m) of funded cultural expenditure.
- Capital expenditure was \$2.6m, and the largest contributing category was *Other museums and cultural heritage* (\$1.6m).
- The estimate of per person funding was \$167.11.

Funds for Total *Heritage* activities (recurrent and capital) rose 6% (or \$3.7m) to \$69.1m.

Over half (59%) of the *Heritage* funding was for *Libraries* (\$40.5m). Libraries are mainly funded by the Tasmanian State Government whereas in the other states and the Northern Territory, local governments also contribute significantly to the funding of libraries.

Figure 1. Tasmanian Government heritage expenditure(a)



- (a) From 2019–20 funding across the two categories of Art museums and Other museums and cultural heritage changed due to improved reporting methodology.

¹ *Cultural Funding by Government* survey not conducted for 2018–19.

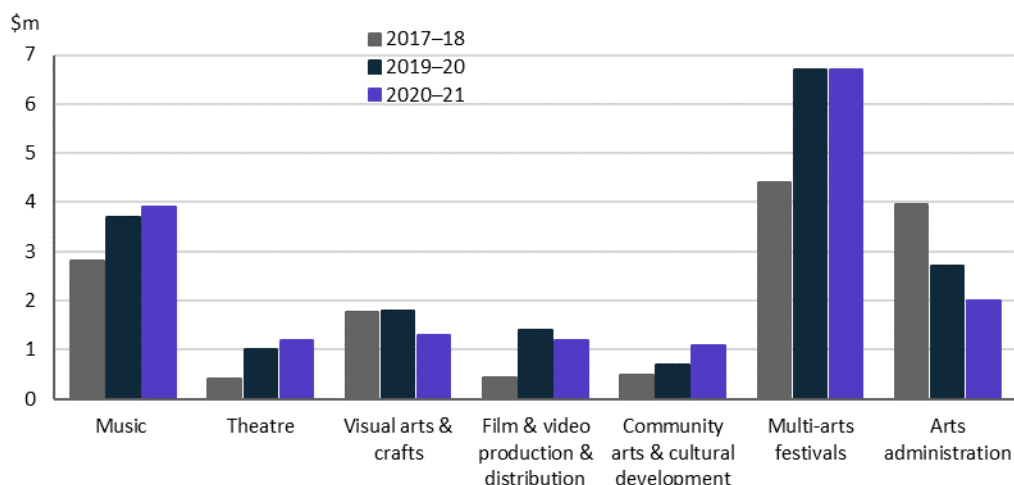
² Includes \$4.3m targeted cultural and creative sector COVID support funding, reported in Total figures only.

³ Includes \$2.2m targeted cultural and creative sector COVID support funding, reported across categories and totals.

Funds for Total Arts activities (recurrent and capital) decreased 28% (or \$8.3m) to \$21.1m, due to the completion of capital works for *Performing arts venues* (↓\$8.9m).

Funding increases were reported for *Community arts and cultural development* (↑\$0.4m) and *Literature and writing* and *Arts education* (both ↑\$0.3m).

Figure 2. Tasmanian Government arts expenditure, by selected categories



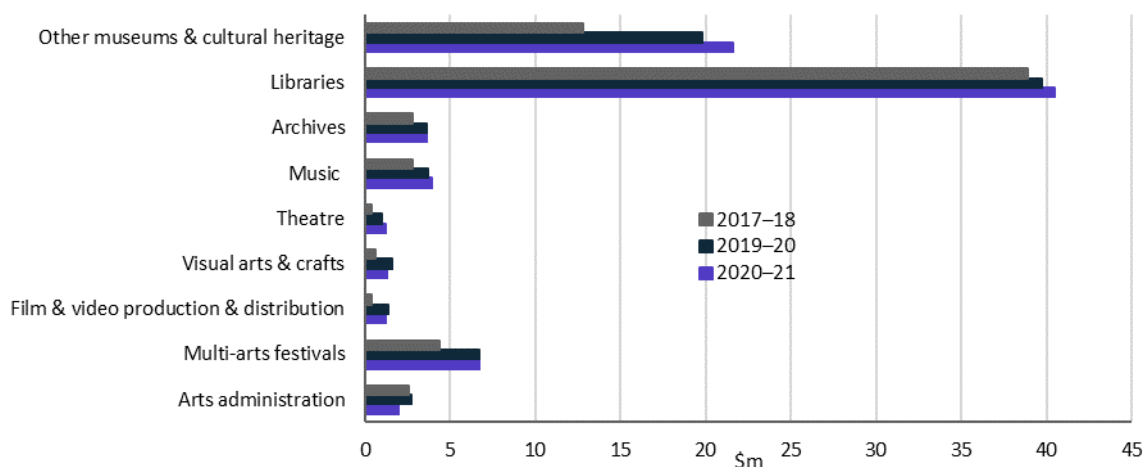
Multi-arts festivals (\$6.7m) accounted for one-third (or 32%) of all funded expenditure by the Tasmanian Government on Arts activities.

Other main categories of Arts activities funding were:

- *Music*—\$3.9m
- *Visual arts and crafts*—\$1.3m
- *Theatre*—\$1.2m
- *Film and video production and distribution*—\$1.2m.

Total recurrent expenditure decreased 1% (or \$0.8m) to \$87.8m.

The largest recurrent expenditure was for *Libraries*, \$40.5m, followed by *Other museums and cultural heritage* (\$21.6m) and *Multi-arts festivals* (\$6.7m).



- The largest recurrent dollar increase was for the category of *Other museums and cultural heritage* ↑\$1.8m between 2019–20 and 2020–21.