

# Cultural Funding by Government—2023–24

## Tasmanian Government

The estimate of expenditure funded by the Tasmanian Government in 2023–24 for cultural activities was **\$88.4m**. This represented a decrease of 7% or \$6.5m from 2021–22.

Table 1. Tasmanian Government cultural expenditure, 2020–21 to 2023–24<sup>1</sup>

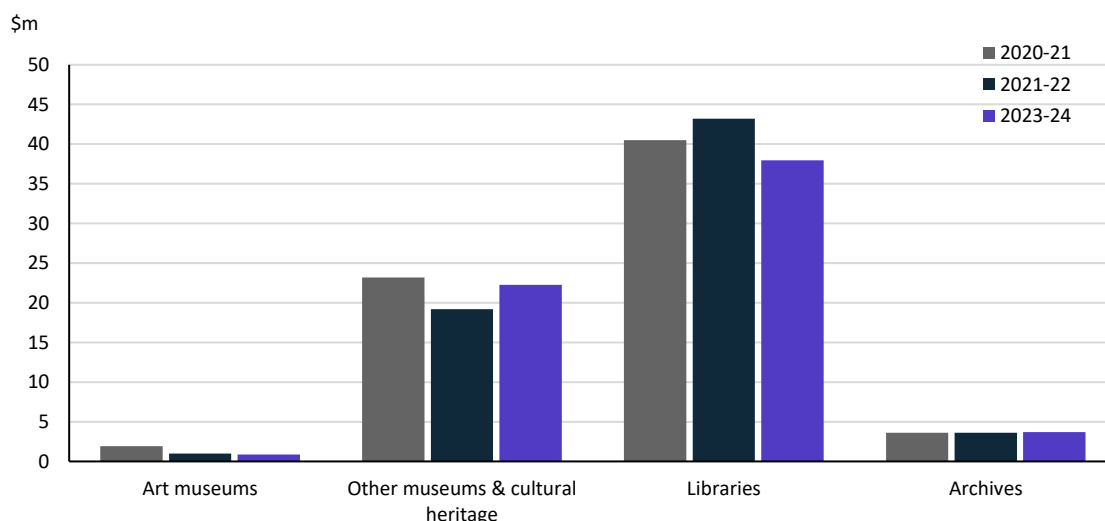
2020–21 <sup>2</sup>	2021–22 <sup>3</sup>	2023–24
\$90.4m	\$94.9 ↑5%	\$88.4 ↓7%

- Recurrent expenses accounted for 98% of funded cultural expenditure.
- Capital expenditure was \$1.3m, and the largest contributing category was *Libraries* (\$1.1m).
- The estimate of per person funding was \$153.88.

Funds for Total **Heritage** activities (recurrent and capital) dropped by 3% (or \$2.2m) to \$64.8m.

Expenditure in *Heritage* categories made up nearly three quarters (73%) of cultural expenditure by the Tasmanian Government. Funds for *Libraries* (\$38.0m) and *Other museums and cultural heritage* (\$22.3m) made up the greatest proportion of *Heritage* expenditure.

Figure 1. Tasmanian Government heritage expenditure (recurrent and capital)



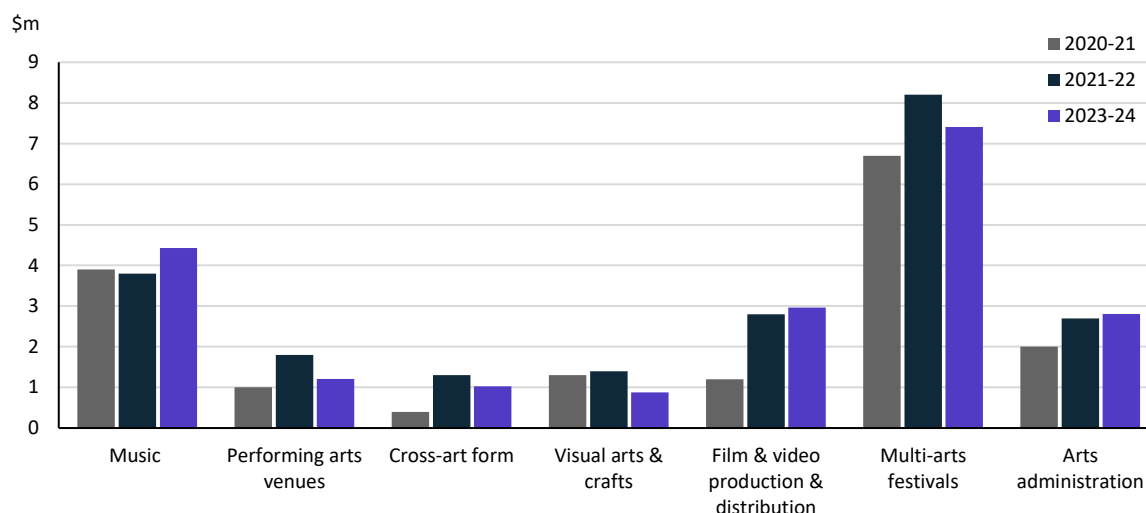
Funds for Total **Arts** activities (recurrent and capital) decreased by 15% (or \$4.3m) to \$23.6m. The largest change in *Arts* expenditure was in the category of *Community arts and cultural development* (↓\$1.5m).

<sup>1</sup> No survey was conducted for 2022–23 due to the move to a biennial collection cycle.

<sup>2</sup> Includes \$2.2m targeted cultural and creative sector COVID support funding, reported across categories and totals. \$0.2m of this expenditure is included in the totals only.

<sup>3</sup> Includes \$3.3m targeted cultural and creative sector COVID support funding, reported across categories and totals.

Figure 2. Tasmanian Government arts expenditure (recurrent and capital), by selected categories



Funded expenditure by the Tasmanian Government on Arts activities were greatest in the categories of *Multi-arts festivals* (\$7.4m) and *Music* (\$4.4m).

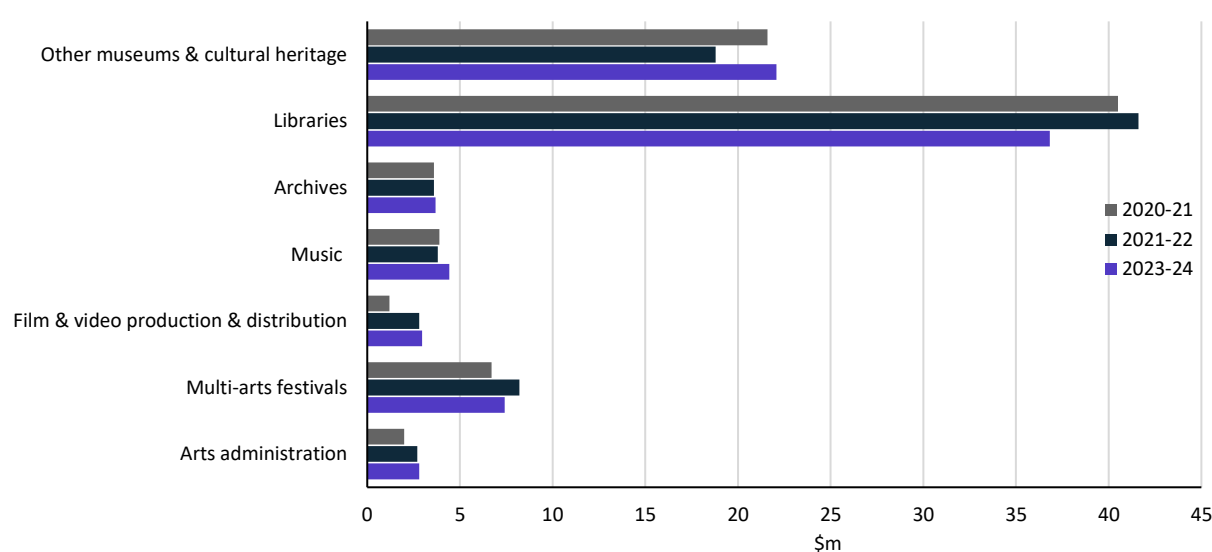
Other main categories of Arts activities funding were:

- *Film and video production and distribution*—\$3.0m
- *Arts administration*—\$2.8m
- *Performing arts venues*—\$1.2m
- *Cross-art form*—\$1.0m
- *Visual arts and crafts*—\$0.9m

Total heritage and arts **recurrent** expenditure decreased by 6% (or \$5.8m) to \$87.1m.

The largest recurrent expenditure was for *Libraries*, \$36.8m, followed by *Other museums and cultural heritage* (\$22.1m) and *Multi-arts festivals* (\$7.4m).

Figure 3. Tasmanian Government recurrent cultural expenditure, by selected categories



The largest recurrent dollar change was for the category of *Libraries* ↓\$4.8m between 2021–22 and 2023–24.